

## When to use



## a double-page

When to use a double-page

### Description

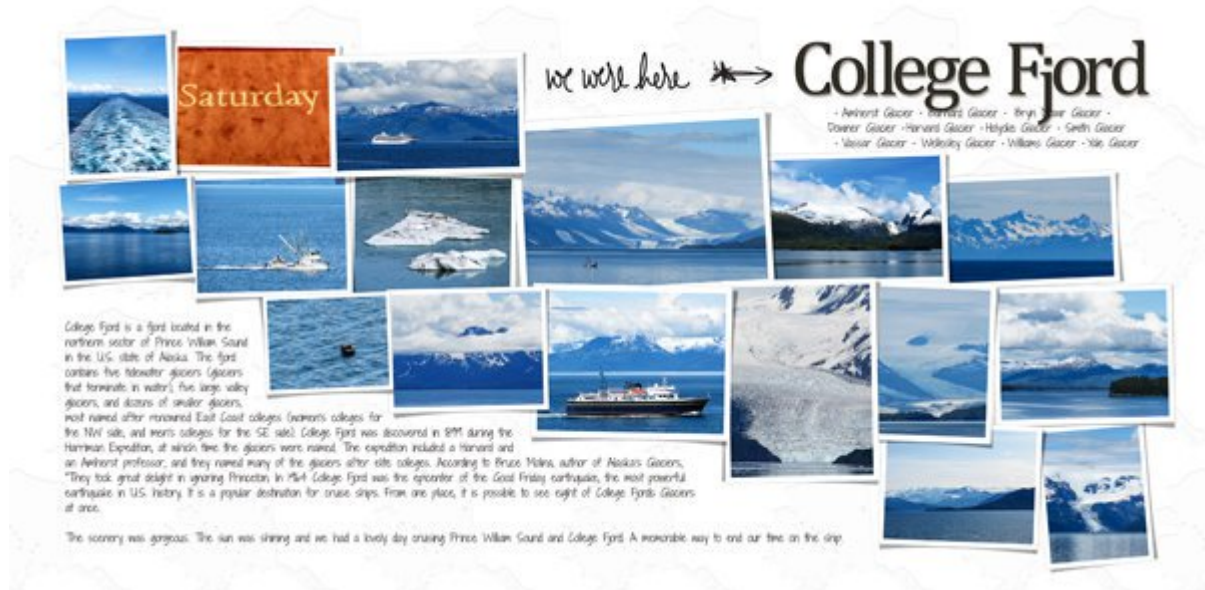
When you are creating scrapbook layouts, one would typically work on one page at the time, gathering photos, stories and elements on that page. However, there are times when one page is not enough. That is when you get the opportunity to create a double-page that would appear as one unit when printed in a book. Let's have a look at various situations that could require a double-page.

### Lots of photos

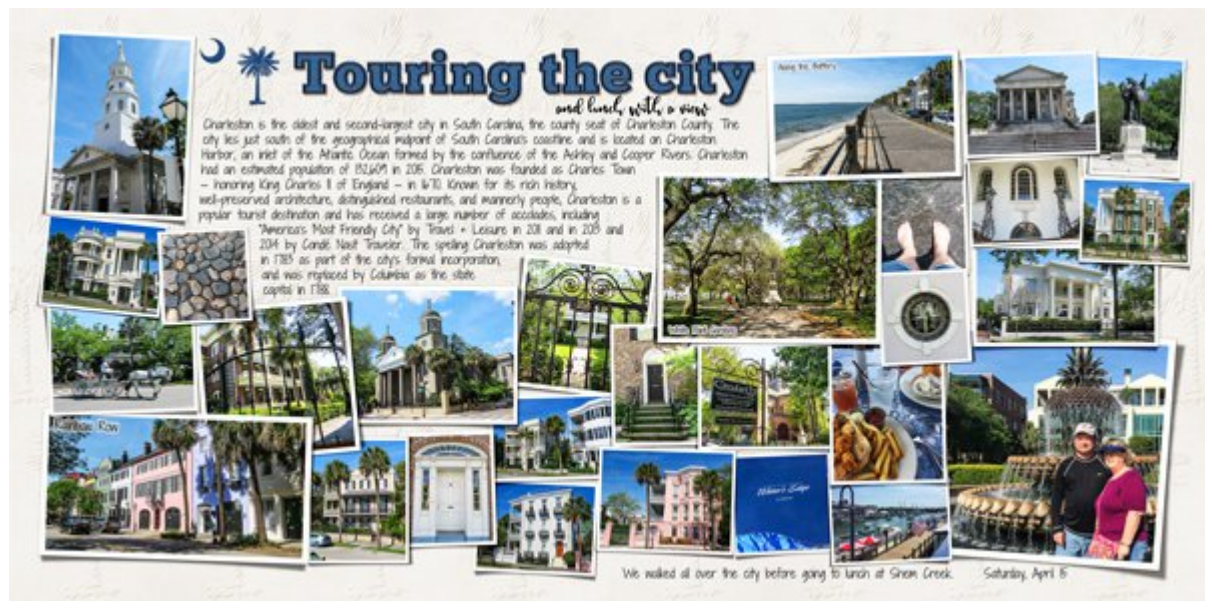
This is an obvious reason. On a single page, you can only include a limited number of photos unless you want to size them down a lot. In that case, they are not displayed at their best. Whether you have lots of photos of a particular event, a specific location or individual people, a double page offers you the space to showcase them.



Layout by Cassel



Project by djp332



Layout by Djp332

## Series of similar photos

Although this can easily fall into the category of "lots of photos", these double-pagers have something else that ties both pages, and it is the fact that the photos are of the same type so it would be like a gallery of "something". This could be a great way to display your collection of teddy bears, the flowers of your garden, or



Layout by PamStewart.Iowa



Page by Djp332



Layout by Dpj332



Layout by BoniJean

## Timeline


The very format of a double-page allows you to create something that spreads widely. Creating a timeline often requires such a wide span, whether it could be a heritage layout showing various events in your family line, or the schedule of a trip, or the growth of your child, it is so much easier to have such a timeline on a double-page than trying to squeeze it into a single page.



Layout from J.Leija



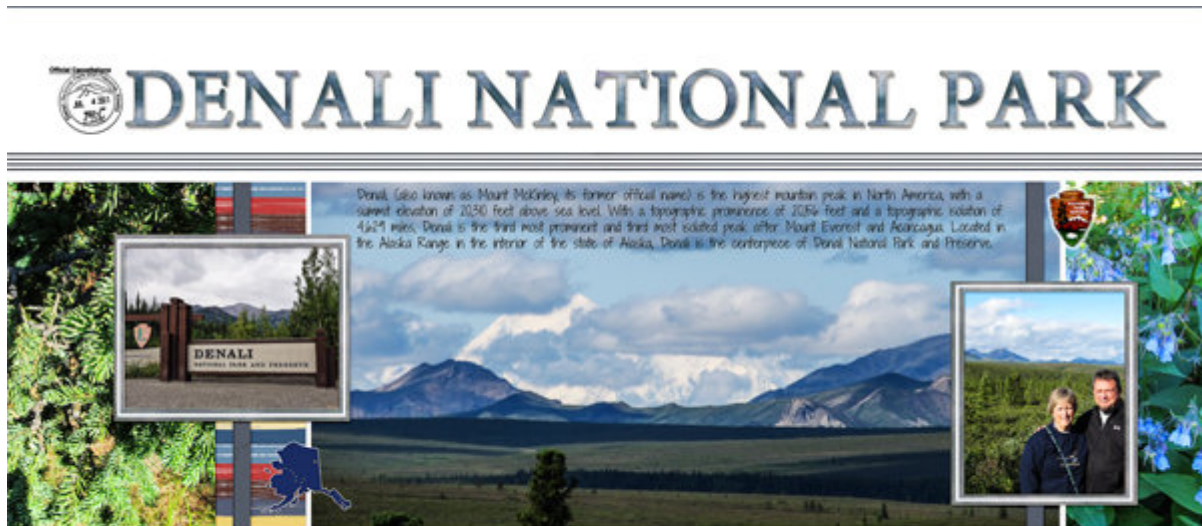
Project from Byondbzr



Layout by SIFullerton

## Panoramic photos

The basic format of a panoramic photo is usually much wider than regular photos, so they lend themselves very well to be displayed in a layout that is twice as wide as a single page. Nowadays, it is easier than ever to take panoramic photos with some cameras, and if you don't have that feature in yours, you can always use some tools to create one from individual images (read about the ICE program in [this blog post](#)).



Page by Djp332



Layout by Dj332



Layout from Scrapapicture



Project by Marisa Lerin


## Large image to feature

Although this is close to the idea of a panoramic photo, maybe you just have one photo that you find particularly interesting and you want to display it as large as you can. With the newest cameras, you can now take very large photos that become a focus for your story. Why not use those on a double page, especially if they are in a landscape format?



Layout by Dj332





Layout by Djp332

And occasionally, although the photo is not a panorama, nor a super big one, it has that special width in its format that makes it so much more interesting in a double page layout.



Layout by Steadcal

Do you have some double-pages in your own repertoire? What prompted you to create it as a double-page instead of a single page?

And if you have never done a double-page, why not give it a try? Especially if you want to print a book, it makes for a nice large project to display as one unit when you open the book.

**Date Created**

March 19, 2018

**Author**

myclone