



## Scrapbooking Theme – Shells

### Description

Can you feel the heat? Yes, summer is finally here! And what better way to enjoy this season than to visit a nearby sea, play with the sand, and have a splash of refreshing ocean water. But aside from that, there are still a couple of interesting things you can do by the beach and some of it includes shells!

Seashells, also known simply as shells, are the exoskeletons of mollusks such as snails, clams, oysters and many others. They are typically composed of calcium carbonate or chitin. Most shells that are found on beaches are the shells of marine mollusks, partly because they are usually made of calcium carbonate, which can endure better than shells made of chitin. A lot of people collect them for souvenirs, decoration purposes, or simply for fun.


Do you find shells beautiful? Do you search for some shells whenever you go to the beach? Or maybe you have some shell collection! Why not make them as your subject for your next project! Here are several layout ideas you can take inspiration from.

### Hunting Seashells

One of the best activities to enjoy while on the beach is hunting seashells. It can be enjoyed by people of all ages. It may be a simple activity but when parents do this together with their kids, or a group of friends do this, it can turn into a great bonding experience they'll never forget. Imagine collecting different kinds of beautiful, unique shells and showing them to each other!




Layout by [Marcia](#)




Project by [Henri](#)



Layout by [Henri](#)



Page by [Henri](#)



Layout by [Henri](#)




Project by [Pam](#)



Layout by [Manou](#)





Page by [Just Nora](#)

## Sea Shell Collection Display

After hunting shells from the seashore, people usually clean them and add them to their collection or display them together with their old finds. It gives them pleasure to see how their stack of shells are slowly becoming an attraction or a great addition to their masterpieces.



Layout by [Digigrandma](#)



Project by [Heather](#)



Layout by [Susan](#)



Page by [Pink polkadots](#)



Layout by [Vicki](#)



Project by [Lisa](#)



Layout by [DstaneK35](#)

## Sea Shell Crafts

Many people collect seashells as a hobby but most of them do this to create fascinating crafts. Some keep it for themselves while others sell their creations. Have you tried creating something out of shells? Or have you ever purchased items made of shells?



Monday, January 22th, 2014 – It was great to be back in Papeete, Tahiti again!

We got off the ship and walked through a craft market set up by the ship and Bill bought me a very pretty necklace. It has an inner ring of tiny shells – hundreds of them. Then an outer ring with large, flat shells in yellows, golds and oranges. It was the only one they had in these colors (the rest were in grays and browns and not nearly as pretty) so we decided to buy it early because it probably wouldn't be there when we went back through at the end of the day.

After we left the little market we walked a short distance to downtown Papeete which was very close to where we were docked. Last time we were here we went on a big island tour so we had already seen the waterfalls and beaches and other beautiful parts of the island but we didn't wander around downtown so this time we decided to just walk around and stay close to the port.

In Tahiti there are many jewelry stores that carry nothing but pearls since Tahitian pearls are so famous. We wandered into one of the jewelry stores called the "Blue Pearl". We both fell in love with a pendant with 2 pearls set in 14K gold with a spray of diamond chips near the top. It was so elegant Bill really wanted to buy it for me but the cost was way over the top!

We decided to think about it and walked through the big Tahitian market. Our first purchase at the market was a very bright a colorful floor length caftan with flowers in yellow, gold and orange – the exact colors in the shell necklace he bought for me earlier.

COMMERCY-CONVERSION			
LOCAL BY FRANK			
US \$	LOCAL	US \$	LOCAL
1	400	100	2,000
2	800	200	4,000
3	1,200	300	6,000
4	1,600	400	8,000
5	2,000	500	10,000
6	2,400	600	12,000
7	2,800	700	14,000
8	3,200	800	16,000
9	3,600	900	18,000
10	4,000	1,000	20,000

LIST DE BIENFICIAIRES		ET POUR PLUS D'INFORMATIONS VOUS POUVEZ M'ECRIRE	
Mr. P. ...	...	<input type="checkbox"/> Rue des Palmiers de Grande	...
Mrs. J. ...	...	<input type="checkbox"/> Centre des Vieux (Tourist)	...
...	...	<input type="checkbox"/> Marché de Papeete	...
...	...	<input type="checkbox"/> Adressaire de Poste	...
...	...	<input type="checkbox"/> La Rue de la Pointe Velue	...
...	...	<input type="checkbox"/> Banque de la Poste	...
...	...	<input type="checkbox"/> Rue de la Poste	...
...	...	<input type="checkbox"/> Ecole Maitre Karamahanga	...
...	...	<input type="checkbox"/> Le Blue Pearl	...
...	...	<input type="checkbox"/> Centre 4888	...



Layout by [Henri](#)






Layout by [Henri](#)

## Cooking & Eating Shell Foods

While the exoskeletons of marine mollusks are good for crafty purposes, what's inside them are also very valuable to humans. They can turn into a delectable dish that can satisfy a seafood lover's hunger. Do you like to cook shell foods? What's your most favorite shell recipes?



Layout by [Susan](#)



Project by [Susan](#)



Layout by [Lis](#)



Page by [Senoritascrapper](#)



Do you have beach or vacation photos you would want to display with this beautiful seashells frame?

[Click HERE](#) to get this frame.

**Date Created**

July 1, 2021

**Author**

rizzi1108