



## Scrapbooking Theme – Tooth Fairy

### Description

Although the origins of the tooth fairy are unknown, the tradition is thought to have started in Europe. One of the earliest recorded instances comes from France in the 18th century. According to legend, French children would place their teeth under their pillow and the next morning a small gift would be waiting in its place.

The tooth fairy has been a popular tradition for many years. It has evolved and become popular in many different cultures across the world. In some cultures, the tooth fairy is represented as a fairy who helps keep teeth clean and healthy while others believe she is a sprite who collects teeth to make her home. No matter what she is called, the tooth fairy is always associated with leaving a small gift in exchange for a child's tooth. The tooth fairy is a cherished part of childhood for many kids.

So why do we have the Tooth Fairy? It's a fun way to reward kids for taking care of their teeth and to encourage them to keep up with their dental hygiene. Plus, it's a nice way to bring a little bit of magic into their lives. Below are several interesting and adorable layouts you can get inspiration from to create your own layout featuring tooth fairy.

### First Lost Tooth

The loss of a first tooth is a memorable moment for both a child and their parents. For a child, it marks an important milestone in their development. For a parent, it is a reminder of how quickly their child is growing up. It's like a rite of passage into childhood and, as such, is pretty special. Luckily, the tooth fairy helps keep our teeth safe and sound by collecting them when we lose them. Next time you lose a tooth, don't forget to give the tooth fairy a big 'thank you'!



Layout by [Amanda](#)





Layout by [Sharon](#)



Project by [ArtsyLC](#)

## Toothless Smile

When a child loses a tooth, it is a moment of both joy and sadness. The child is excited to have a visit from the tooth fairy, but they are also aware that they are losing something precious. Toothless smiles are often seen as being cute and quirky. They can make people look more approachable and friendly, and they can be a great conversation starter. So, don't be shy to show the world that cute toothless smile of yours!



Layout by [Vickiscraps](#)



Project by [Christellevandyk](#)



Layout by [MThomas](#)





Page by [Jen](#)




Layout by [Marci](#)



Project by [Cinderella\\_cindy](#)

## Dentist Visit


The tooth fairy is a popular belief system among children in which a baby tooth is placed under a pillow and the tooth fairy leaves a small sum of money in return. This is a great way to get children excited about dental care and hygiene. It's a time to learn about taking care of their teeth and how to handle a little bit of pain.



Layout by [Scrapanda](#)



Project by [Daniele](#)




Layout by [Karen](#)

## Dear Tooth Fairy

Have you ever wanted to meet the tooth fairy? Many children write letters to the tooth fairy asking all sorts of questions. This is a sweet way for children to express their beliefs and imaginations. It can also be a way for them to keep the tooth fairy tradition alive.



Page by [RachelUK](#)

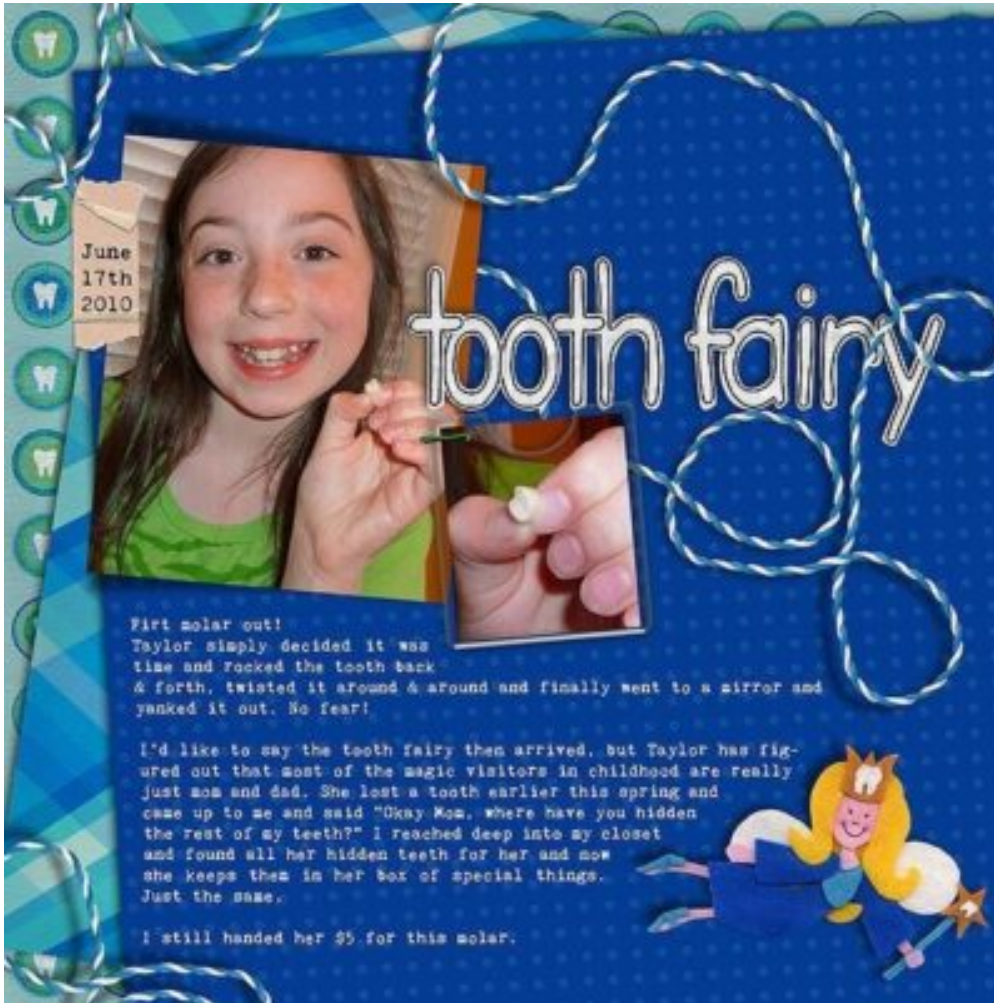


Layout by [Tracey](#)

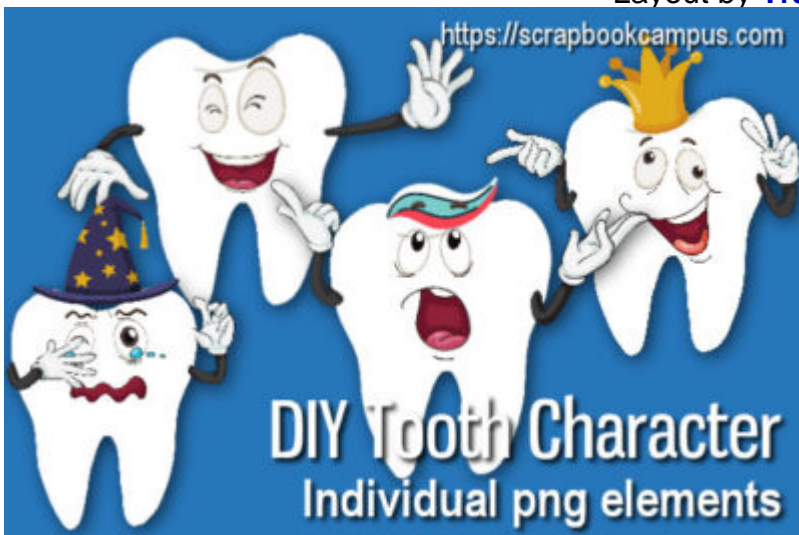




Project by [Tracey](#)



Layout by [Tracey](#)



If you have a story about the Tooth Fairy or

any other dentist adventure, you can decorate it with a fun DIY Character. This set includes a base for the tooth, and a series of arms, eyes, mouths, hats, and more. Create your own unique character and

you can even use those elements for other shapes (hearts, stars, etc.).

[Click HERE](#) to get this set.

**Date Created**

August 1, 2023

**Author**

rizzi1108