

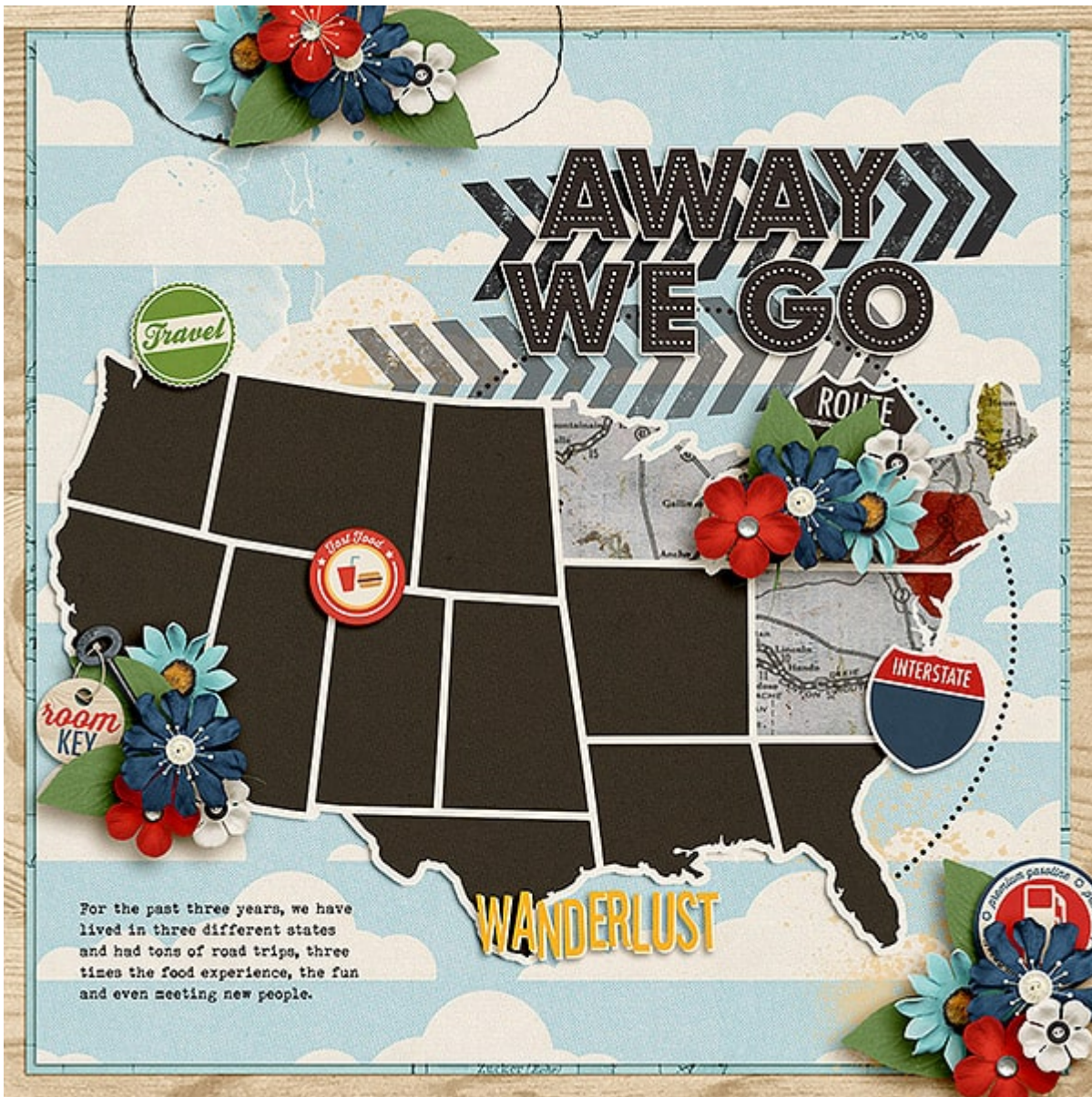
Ways to use map papers

Description

When creating your next scrapbook project, you will be using a variety of papers. You can use solid papers, ombre, patterned, or textured papers. But another type of paper that is a bit less common is maps. You can use map papers in different ways. Let's have a look at some of those.

Create a template

Starting with an actual map, you can trace a contour and use it as a silhouette. You can be precise or do rough lines around the shape. And you can also use smaller sections like states or provinces, where each one can be used to display a photo or another paper. You can use such templates to illustrate where you have lived, areas you have visited, or where your ancestors come from.

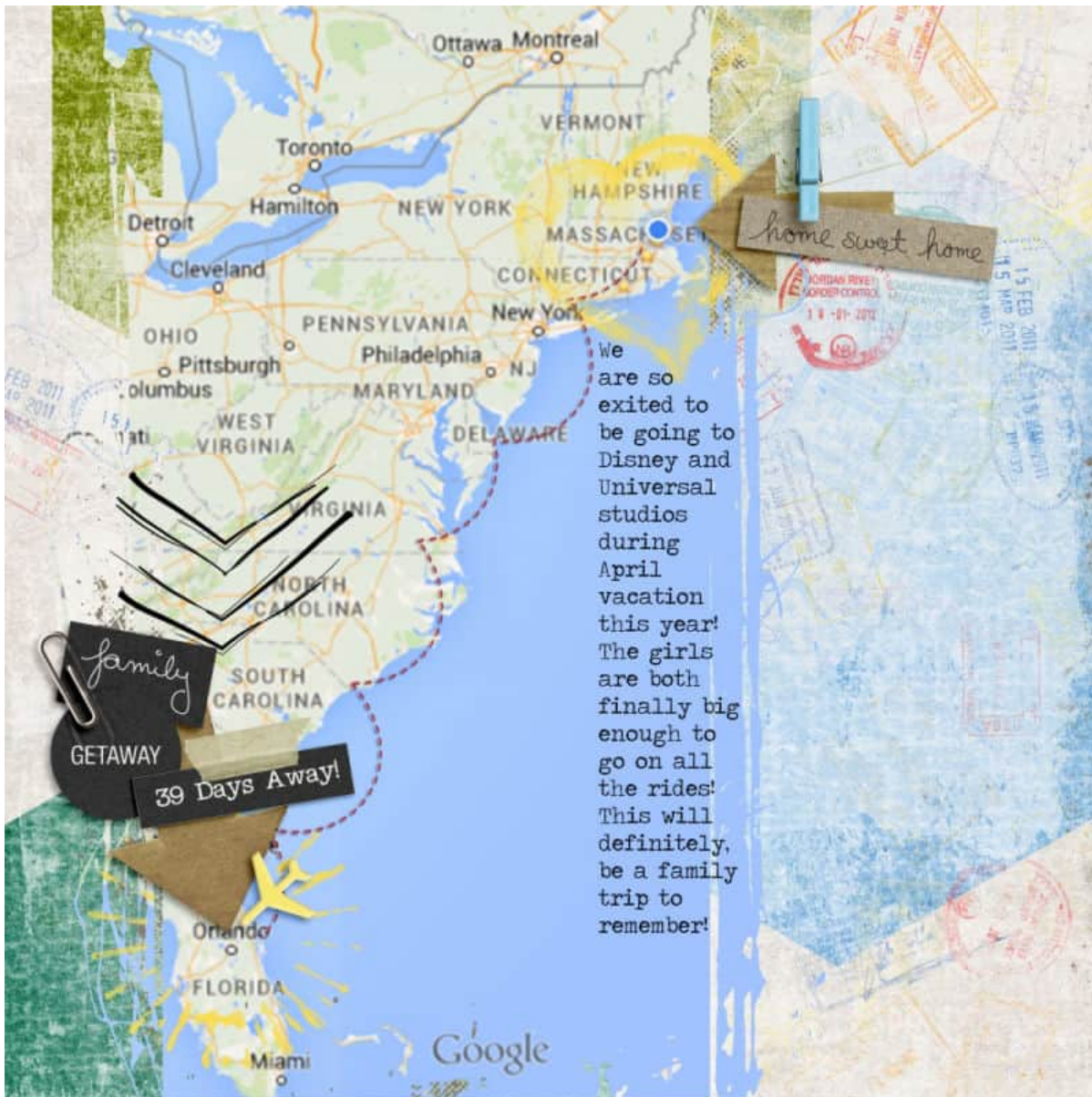




Destinations

If you have gone for a trip, or plan to, you can use a map to identify your departure and your destination. You can be specific and use a precise marker or just a general area identified only with an arrow. A dashed curve will often be associated with long trips where the start and the end are the stars and not the movement in-between.





Road trips

Unlike the previous type of use, a road trip will likely be more detailed. You will want to show a path along the roads taken during the trip. You could parse that path with various stops or specific landmarks you came across.

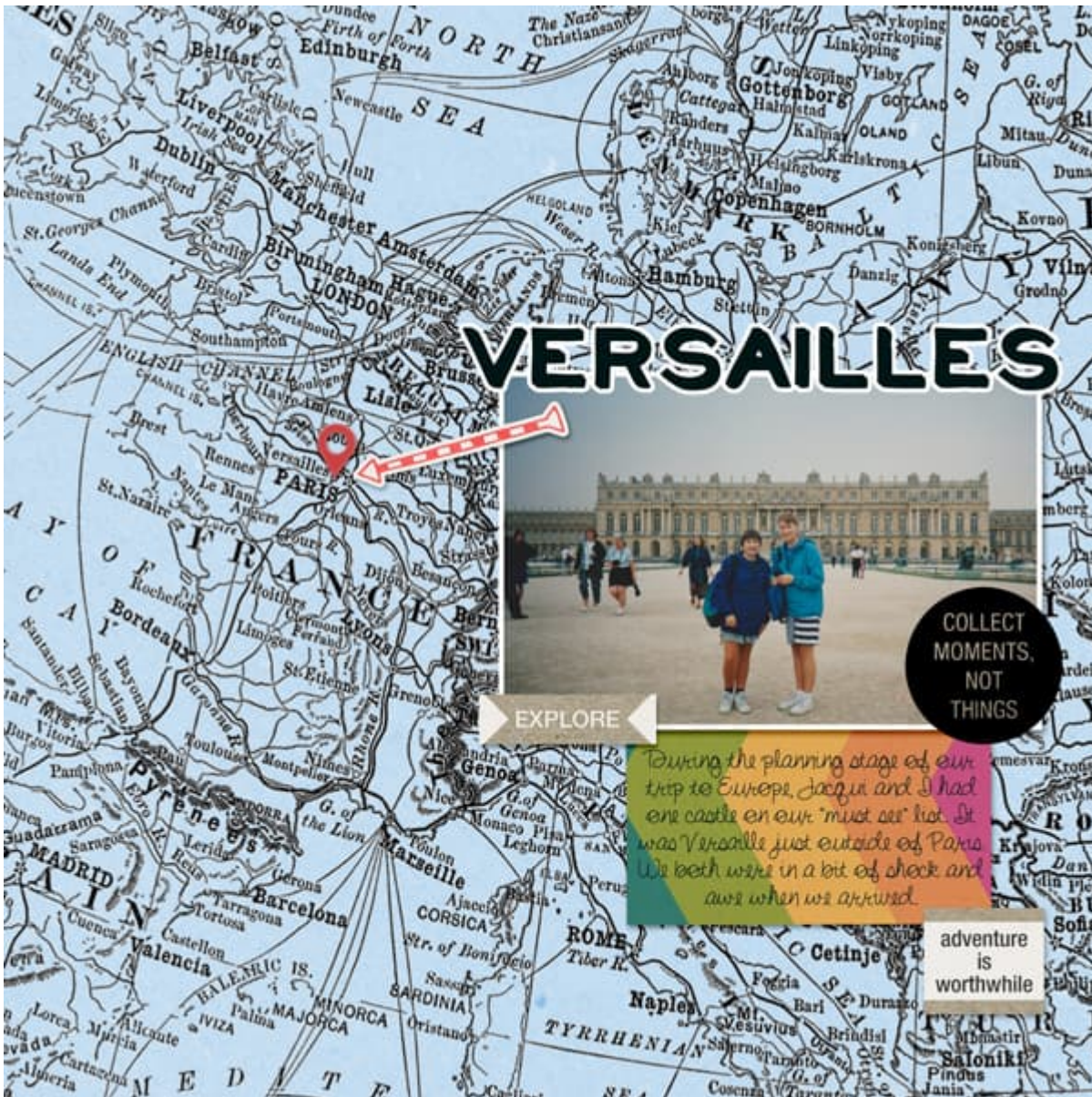
The scrapbook page features a central map of California with a blue route tracing a path from the north coast through the Central Valley and into the desert. The route is marked with blue dots and passes through cities like Fresno, Hanford, and Los Angeles. To the right of the map are two photographs: the top one shows a desert landscape with red rock formations and a small building, and the bottom one shows a large, rounded rock formation with a cave-like opening. The text 'another day Complete' is written in a stylized font, with 'another' in large, textured letters and 'day' in smaller letters inside circles. Below this, 'Complete' is written in a cursive font. To the right of the text, '430 MI' is written in a bold, sans-serif font, followed by a small paragraph of text: 'Helenia to Shasta's petrified wood, posid desert, Catalina history museum that wraps to our right along of Diego, San Fran'.



A specific location to showcase

If you want to showcase or talk about a specific location you visited or dream of visiting, you can use a general map and point to a city or region. However, if you want to feature a larger area, no need to add a pointer as a whole map would do.





Just as a background

Even if you don't have a specific location or area to feature, if your project has a "world" theme or a travel theme, you can use a map as a background or as a patterned paper. You don't need to have an exact map so something generic might be enough.

On the road again
Gain' places that I've never been
Seen' things that I may never see again
And I can't wait to get on the road again

On the road again
Like a band of gypsies we go down the highway
Were the best of friends
Insisting that the world keep turning
our way and our way

Is on the road again
I just can't wait to get



POSTCARD
Planning some trips with grandkids and maybe a place to live while searching for our next permanent location, we bought a new motorhome. Actually a moderate size compared to some we saw, it is huge after the 10 foot A-frame trailer we used to.

ON THE ROAD AGAIN

June 2014



If you are looking for map papers, check out [this page](#) at DigitalScrapbook or [these vintage world maps](#) from Creative Fabrica.

Date Created

November 28, 2022

Author

myclone