



Theme – Ghost

## Description

Many people find themselves sitting around a campfire at night, telling ghost stories to scare each other. The ancient idea of ghosts and spirits is still alive today. Ghosts are the spiritual embodiment of someone who has died and left behind an unfinished life or business. Ghosts have been known to cause mischief in our world by moving objects or causing strange occurrences that can be explained only as paranormal activity.

Some people say that a ghost is the soul of someone who has died, unable to find peace. Others might say they are just tricks of the mind or events with logical explanations. Either way, there are plenty of ghosts out there in our history books and beyond.

Halloween is just around the corner and it's time to start thinking about what you're going to be for the night. With costumes ranging from sexy cats, devils, ghosts and witches, there are plenty of options for everyone this year. For those looking for something spooky or mysterious to do on Halloween night, ghost hunting might be a good option. Would you dare to search for ghosts?

Whether you believe in ghosts or not, there's no denying that some places are just plain creepy. In this post, we'll take a look at some great ideas on how you can make your designs spooky.

## Ghost Tour

Tourists and locals alike have been captivated by these dark tales for years. Ghost tours provide an exciting opportunity to learn about some of history's most tragic stories from knowledgeable guides that take people through these certain places. Have you experienced going on a ghost tour? How was your experience then? Whether you're a skeptic or a believer, scare-proof or easily spooked, one thing's guaranteed, ghost tours are a unique way to experience the darker side of some places.



Layout by [Deb](#)

# WE ARRIVE TO OUR DESTINATION

Back at the garage before heading out to the old Maxwell Property, where James Thompson from W2PR was speaking he showed us a picture of Linda Maxwell's old house. He told us that as one of their investigators they had searched & brought those pictures along. The pictures were not told where they were going or anything about the property.

James said that when they got to the Maxwell house and she removed the blinds, the picture looked up at the top left window and saw a little blue spot. Though nobody is sure who this little blue could be it was extremely possible that he was one of Linda's victims as she had treated children with her so called "feeding care" that resulted in so many deaths.

While we were being shown this photo of the window where the picture had seen this little blue spot, we were told that was the window to the room where Clavin Williamson had died.


We were told that when our group gets behind one to the property that the door will pull up and stay on the side of the house to let us off and to let open in front or in that window for any potential sightings. And on another note about Clavin's old room, we were told that was the only room we were not allowed to go into due to the 2nd floor being so old and not maintained that the current owners didn't want the floor to give with the large groups. However we would be able to peek our heads in and take pictures.

So of course that was the first thing I had to do when I stopped off the bus, was to take a picture of the window upstairs and hope I would catch some type of paranormal image.


Unfortunately at the time I was taking pictures / my CCD display screen was too small to see any potential orbs, apparitions, or spiritual activity.

When I got home I was excited to review my pictures on my computer. Though I wasn't expecting much, I did notice some a few things that caught my eye, and my attention.

30  
W2PR  
Maxwell



This is the side of the house James Thompson from W2PR talked about, where the picture saw the little blue spot in the upstairs left window, and the room that Clavin Williamson died in.




When I got home and looked in on the windows I noticed two little white things that did not appear in any of the other photos in those windows. I decided to B blow up the image the best I could without disturbing it.

Could they be orbs?

Project by [Lauri D.](#)



Layout by [Lauri D.](#)



Page by [Lauri D.](#)



Layout by [Lauri D.](#)

## Haunted Mansion

Do you believe in ghosts? You might not want to, but there are some places that are just downright creepy. One of the most common types of ghost stories is haunted mansions and buildings. Would you like to go on an adventure and explore these haunted places?



Project by [Marina](#)



Layout by [Marina](#)







Layout by [Mary](#)



Project by [KingsQueen82](#)

## Ghost Costumes

If you are looking for a unique costume this Halloween, there is no need to look any further. There are many ghost costumes and make up kits that can be used to turn into the ultimate Halloween outfit. Halloween is a time when people enjoy dressing up in their most creative and elaborate costumes. One of the most popular choices of costume by adults as well as children is that of a ghost. How about you? What kind of costume do you like to wear during the Halloween season?



Layout by [Chris](#)

[SOLO 6 Templates](#) and [Cindy Ritter](#)



Page by [Rhonda](#)



Layout by [Giorgia](#)



Project by [Justowen](#)

## Time for Haunting

Ghosts are everywhere around us. We don't see them, but they are there, watching us from afar. What if we could interact with these spirits? What would happen? Will it be a pleasant experience or a frightening one? Have you ever had your surreal experience with ghosts in your childhood?



Layout by [Cheryl](#)





Page by [Dee](#)



Whatever project you have for Halloween, you

need to have some cute ghosts to add to it. This set includes 16 different ghosts that are translucent so you can add them anywhere. No need to copy and paste anything as you can just click randomly on

your project to apply a new ghost.

[Click HERE](#) to get these picture tubes.

**Date Created**

October 1, 2022

**Author**

rizzi1108