



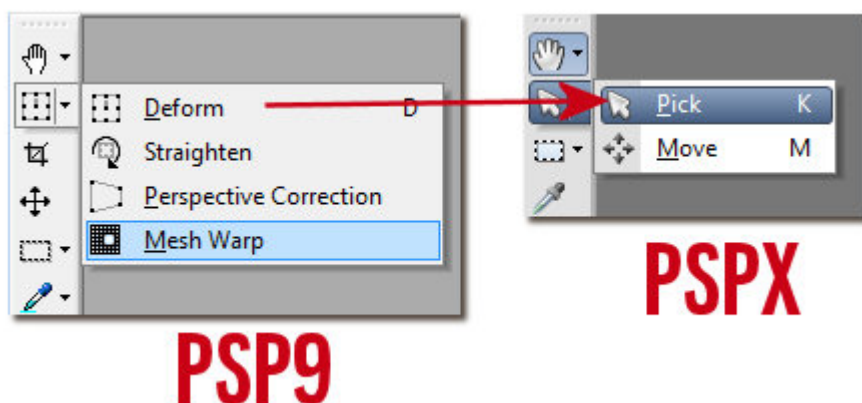
Some commands are missing in PSP?

Description


Every version of PaintShop Pro is slightly different than the previous one. Some new tools will appear in the current version, some commands might change, some functions will be added, the interface gets modified. However, you might have a hard time finding some commands and tool. Are they missing?

Name change

Occasionally, a tool will have a different name. This might cause some confusion as you might now be looking for something, and can't find it. One example of this is how the **Raster Deform** tool became the **Pick** tool in PaintShop Pro X.



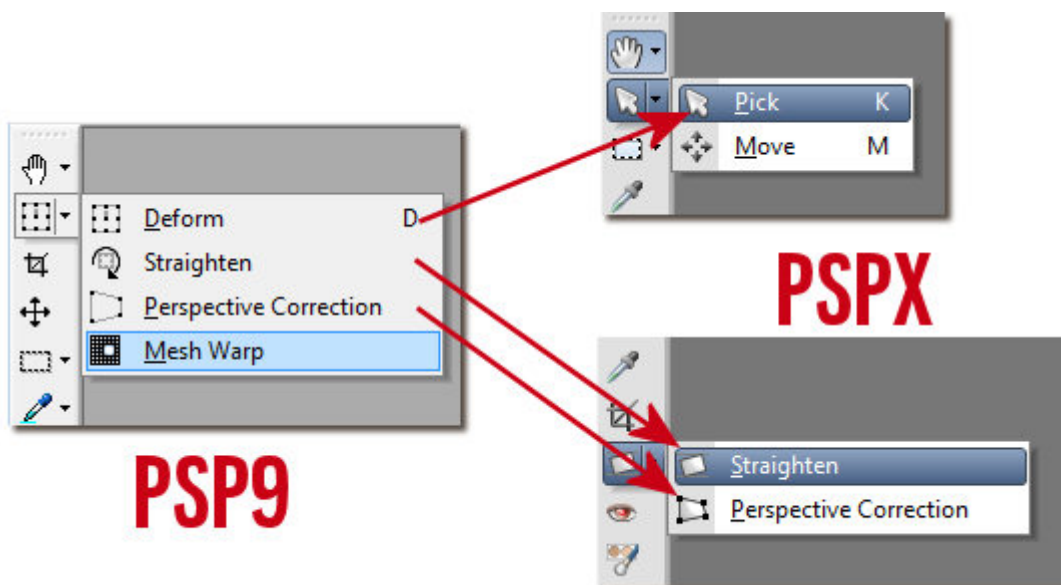
There are also a few commands that have changed name like the **Color Balance** that became the **White Balance** in PSP5.



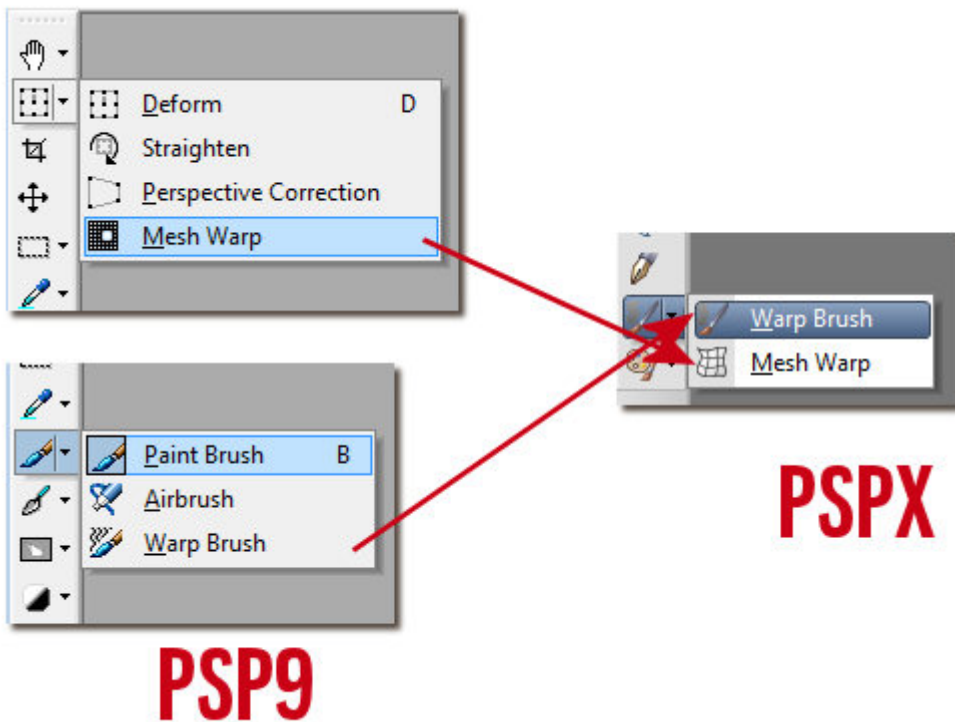
Location change

Some tools are moved to different places in some new versions. It probably makes sense to the developers and programmers but as a user, we don't know ahead of time so opening that new version, we wonder where they went. Let's look at some examples.

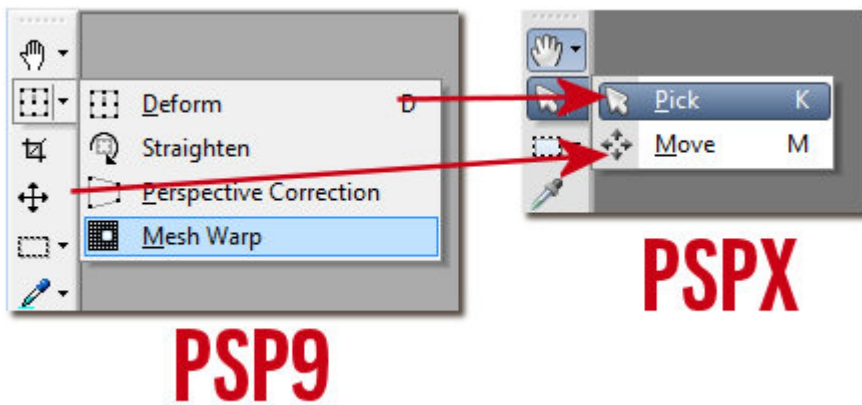
In version 9 and below, you had a group of commands including the **Deform**, the **Perspective Correction**, the **Straighten** and **Mesh Warp** tools. In version X, those tools appear into different groups:



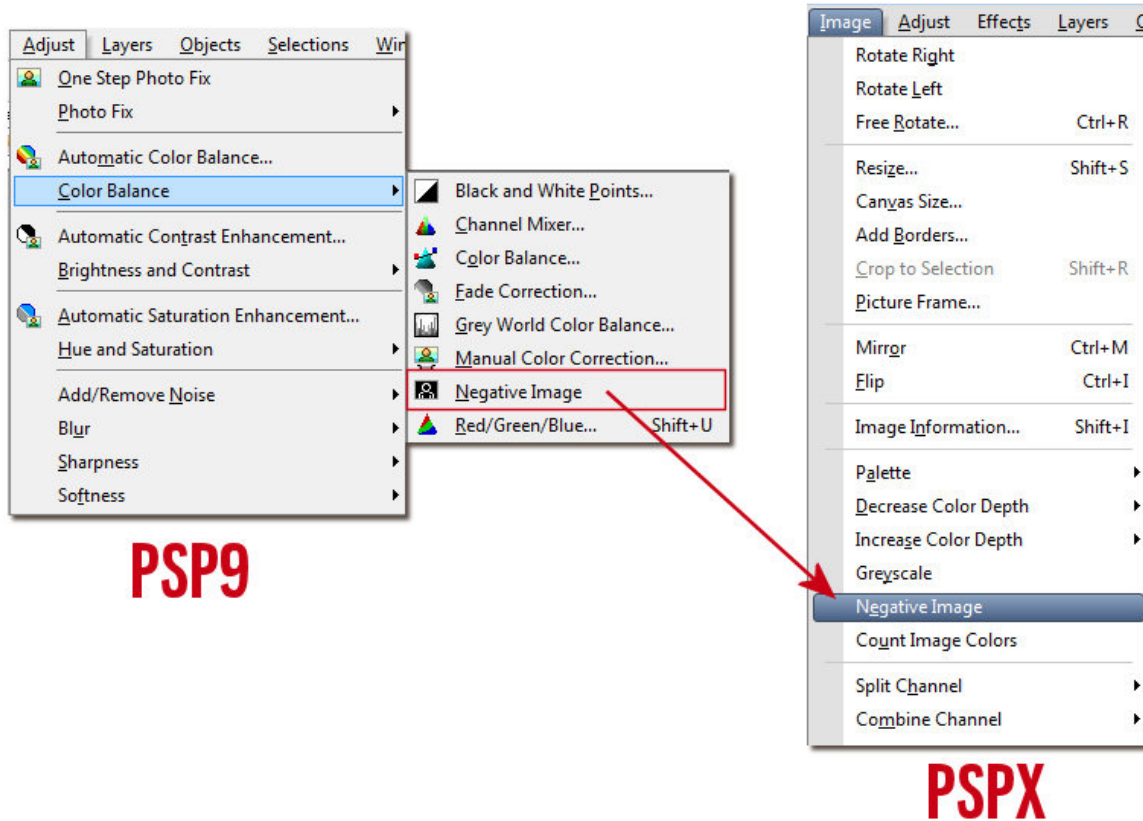
And furthermore, the **Mesh Warp**, that was with the **Deform** tool was combined with the **Warp Brush** from another group, to form yet a third group.



Then, the **Move** tool, that was alone in the **Tools** toolbar has been combined with the new **Pick** tool in their own group.



The same thing can happen with the various commands available under the menus. For example, the **Negative Image** command used to be under **Adjust > Color Balance** but now, it is moved under the **Image** menu.

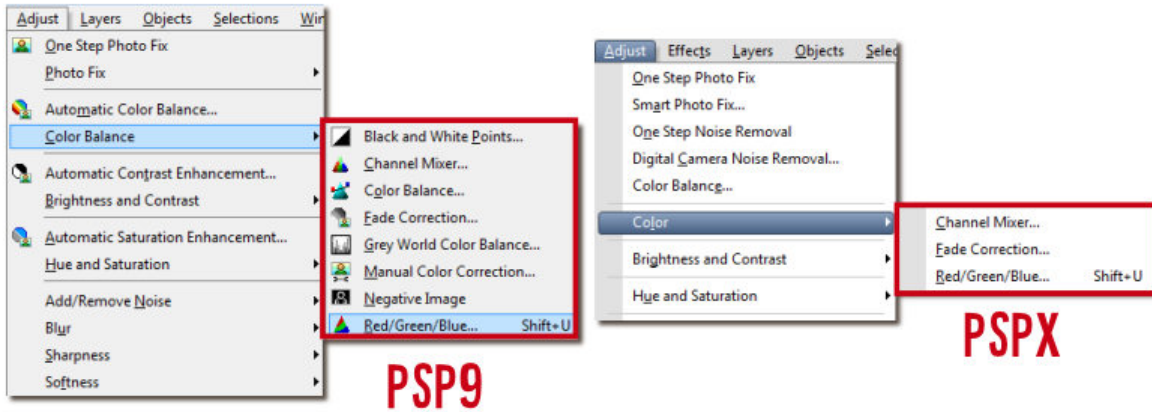


Is that better? Does it make more sense? Usually, I would say it does make sense, however, when you are used to tools in a certain location, and you find yourself searching for them, you won't feel like that, at least at first.

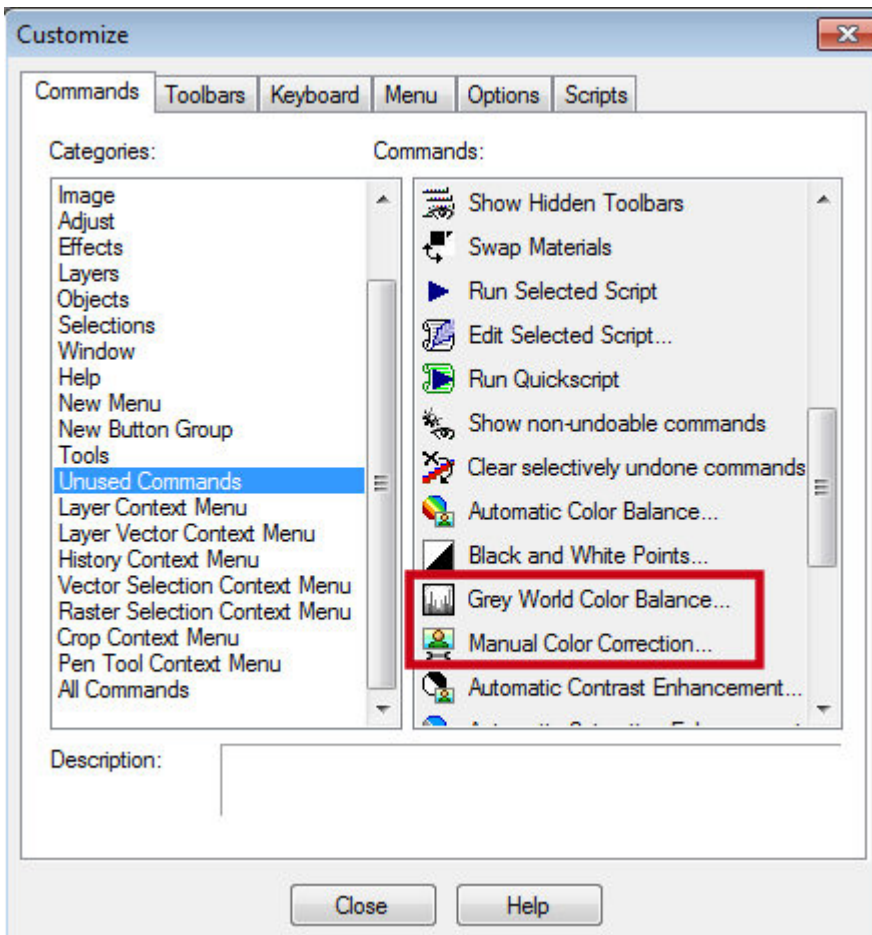
Unused commands

Some commands have apparently disappeared from the interface and you might worry that you won't be able to follow a tutorial or that you won't be able to accomplish the task you were used to doing with that missing commands. Don't worry, nothing is really gone.

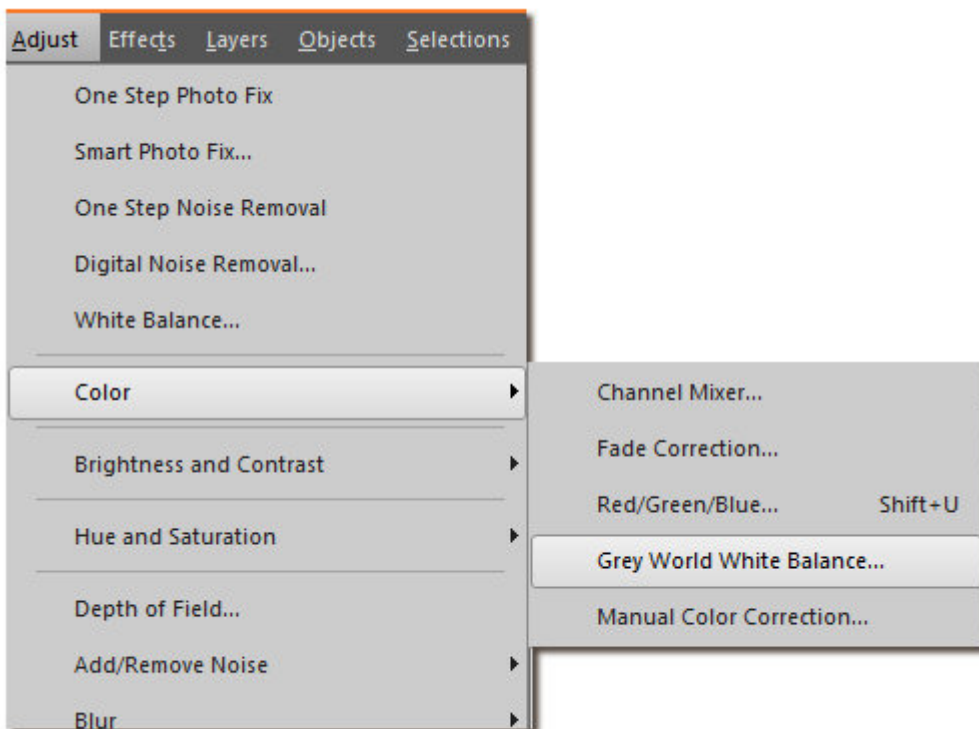
Two commands that seemingly disappeared in version X are the **Greyworld Color Balance** and the **Manual Color Correction**.



If you go to **View > Customize**, in the first tab, you can see **Unused commands**. Once you click on it, a set of commands will appear on the right-pane. And voilà. That is where you can find those "missing" commands. If you want them back, simply drag and drop them from that dialog window into the menu you want.



And once those commands are re-added where you want them, they will just appear as if they never disappeared.



If you want to follow a tutorial, and they are asking to use a tool or a command that you cannot seem to find, maybe it has a new name, a new location or it was just stored away, but don't worry as nothing is really gone.

And if you have any issue, you can always post the question in our [forum](#) or our [Facebook group](#).

Date Created

February 25, 2019

Author

myclone