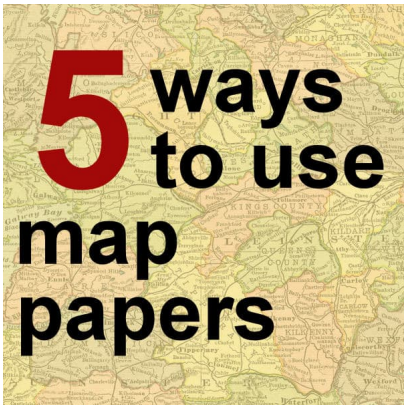

Ways to use map papers

Description

When creating your next scrapbook project, you will be using a variety of papers. You can use solid papers, ombre, patterned, or textured papers. But another type of paper that is a bit less common is maps. You can use map papers in different ways. Let's have a look at some of those.

Create a template

Starting with an actual map, you can trace a contour and use it as a silhouette. You can be precise or do rough lines around the shape. And you can also use smaller sections like states or provinces, where each one can be used to display a photo or another paper. You can use such templates to illustrate where you have lived, areas you have visited, or where your ancestors come from.

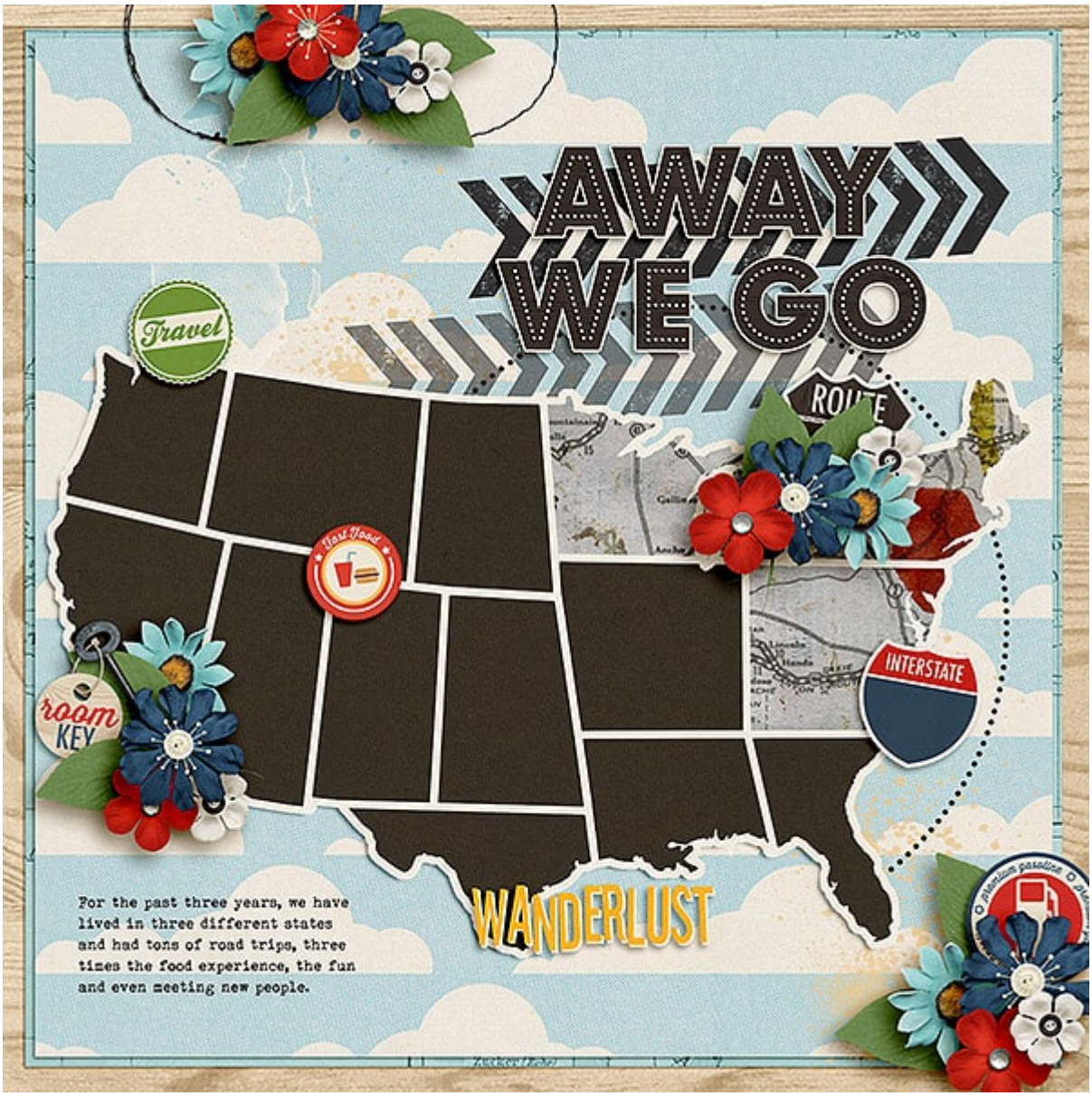
AWAY WE GO
Travel
ROUTE
INTERSTATE
room KEY
WANDERLUST
For the past three years, we have lived in three different states and had tons of road trips, three times the food experience, the fun and even meeting new people.

Destinations

If you have gone for a trip, or plan to, you can use a map to identify your departure and your destination. You can be specific and use a precise marker or just a general area identified only with an arrow. A dashed curve will often be associated with long trips where the start and the end are the stars and not the movement in-between.

Where is it on the map?
Finland
Sweden
Oslo
Stockholm
Tallinn
Estonia
Moscow
Riga
Latvia
Lithuania
Vilnius
Minsk
Belarus
United Kingdom
Dublin
Ireland
London
Denmark
Copenhagen
Netherlands
Berlin
Poland
Warsaw
Kyiv
Ukraine
Brussels
Belgium
Germany
Paris
Luxembourg
Czech Republic
Slovakia
Bratislava
Vienna
Austria
Budapest
Hungary
Chisinau
Moldova
Romania
Bucharest
France
Switzerland
Bern
Slovenia
Zagreb
Croatia
Bosnia and Herzegovina
Sarajevo
Belgrade
Serbia
Bulgaria
Sofia
Italy
Rome
Vatican City
Portugal
Lisbon
Madrid
Spain
Albania
Tirana
Greece
Athens
Malta
Valletta
FAMILY ADVENTURE

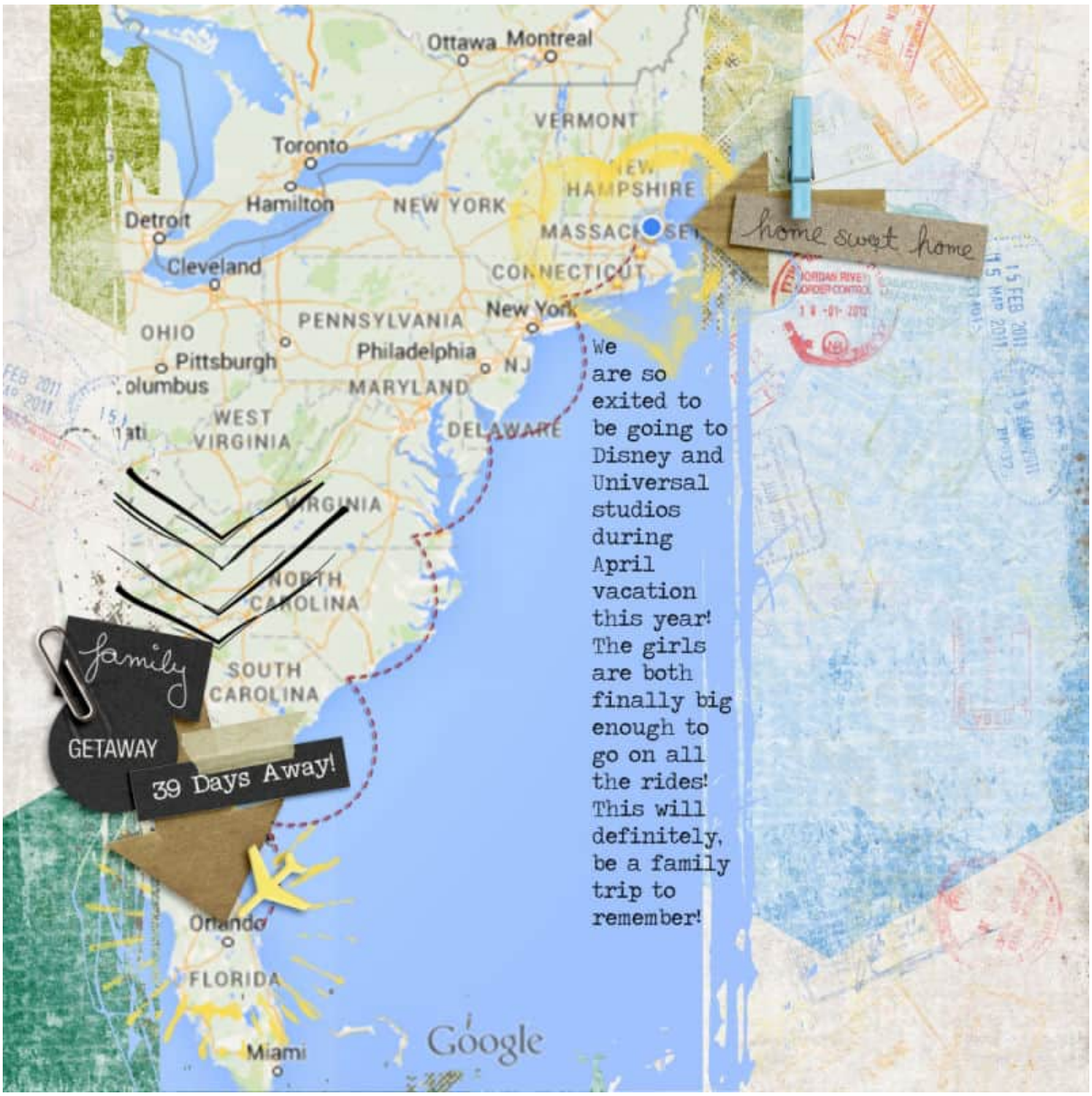

Road trips

Unlike the previous type of use, a road trip will likely be more detailed. You will want to show a path along the roads taken during the trip. You could parse that path with various stops or specific landmarks you came across.

another
day
Complete
430 MI

A specific location to showcase

If you want to showcase or talk about a specific location you visited or dream of visiting, you can use a general map and point to a city or region. However, if you want to feature a larger area, no need to add a pointer as a whole map would do.

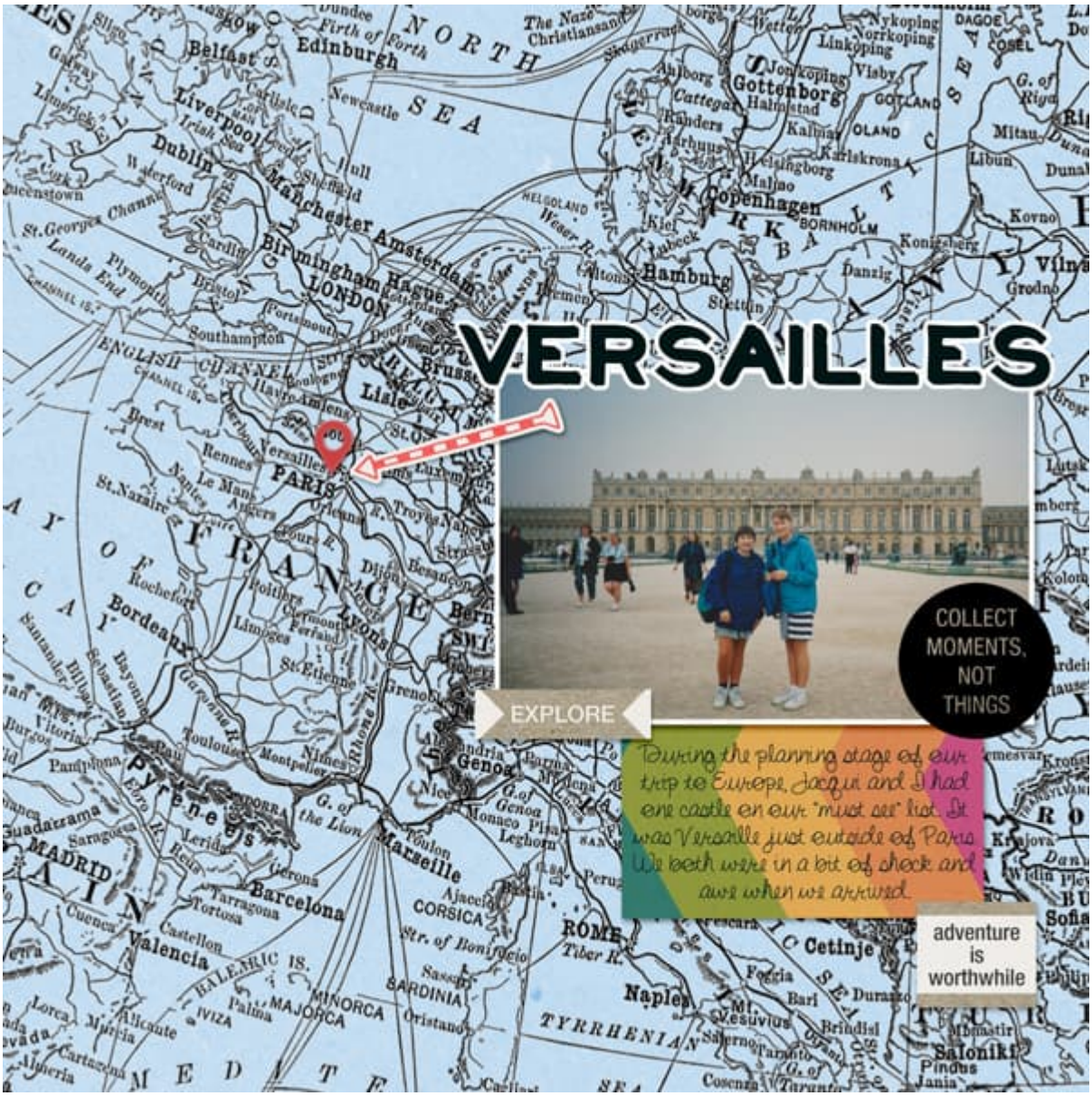

Just as a background

Even if you don't have a specific location or area to feature, if your project has a "world" theme or a travel theme, you can use a map as a background or as a patterned paper. You don't need to have an exact map so something generic might be enough.

On the road again
Goin' places that I've never been
Seein' things that I may never see again
And I can't wait to get on the road again
On the road again
Like a band of gypsies we go down the highway
We're the best of friends
Insisting that the world keep turning
our way and our way
Is on the road again
I just can't wait to get
NORTH
US
101
TRAVEL
POSTCARD
Planning some trips with grandkids and maybe a place to live while searching for our next permanent location, we bought a new motorhome. Actually a moderate size compared to some we saw. It is huge after the 17foot A-frame trailer were used to
ON THE ROAD AGAIN
June 2014

If you are looking for map papers, check out this page at DigitalScrapbook or these vintage world maps from Creative Fabrica.

Date Created
November 28, 2022
Author
myclone