



Scrapbooking Theme – Stars

Description

Stars are fascinating. Looking upon a clear night sky and you see them twinkling from millions and billions of light years away. Their light travels the vast expanse of the universe and we only see a faint glimmer.

Which is why anything - or anyone - who is especially wonderful and fascinating is also known as a star. Star of the show, superstar, all-star - you name it!

And all these are awesome ideas for your next scrapbook layout! And as always, below are a few of the many inspirations for stars.

All Star, Super Star

When talent and discipline shine through, you know you've got a star. This can be an exceptional dancer, a focused athlete, or a determined artist. A page dedicated to their tenacity and character may be a trophy or a medal, but it's definitely good as one especially since it's made with love.



Layout by [Candace Kyle](#)






Layout by [Scrapnstuf](#)

Reach for the Stars


Always aim high. No matter your goals; don't be afraid to set your standards high. You are capable of so much and big goals will you the opportunity to prove yourself.



Project by [Sharon](#)

Christmas Stars

The Christmas star is a very important holiday ornament. It symbolizes the star that guided the Three Wise Men to the manger where Baby Jesus was born. And for many families, putting the final touches to a beautiful tree is a tradition that must be immortalized - and you can do this with a scrapbook page!



CREATIVE TEAM MEMBER | LYDIA COST



Layout by [Lydia](#)



Page by [Robin](#)



Layout by [Maribel](#)

4th of July


Another holiday where stars are very important is the 4th of July, of course! The stars in the US flag stands for the 51 states. Stars are almost a must-have when you are doing a 4th of July page, won't you agree?



Project by [Jean](#)

Stars, Skies, Space

As we gaze to the -- of the night sky with our wide eyes, many of us have dreamed to one day be able to go up in the sky and see the stars just a bit closer. Some of us may have even wished to become astronauts and space adventurers.



FLYING FASTER

F-8 Crusader

In September 1952 the Navy issued specifications for a new carrier-based fighter with the capability to exceed the speed of sound in routine level flight. Chance Vought won the bid with its F8U Crusader design (later redesignated the F-8). The F-8 retained 20mm cannons as its primary armament at a time when radar-guided missiles were becoming the norm, hence the nickname "Last of the Gunfighters." A superbly performing aircraft, the F-8 was credited with 18 downed enemy aircraft over Vietnam. The RF-8G photo-reconnaissance variants were the last U.S. Navy F-8s retired in 1987.

One of the most capable fighters of the post-World War II era, the F-8 Crusader was a sleek design that featured a gaping jet intake beneath the fuselage and a variable-incidence wing that could be raised to enable the aircraft to land and takeoff at slow speeds while maintaining excellent visibility for the pilot. In an era in which fighter pilots relied increasingly on missiles, the Crusader retained 20mm cannons, prompting its pilots to call it the "Last of the Gunfighters."

Crusaders flew their first combat missions triggering cameras instead of weapons as part of the photo reconnaissance flights over Cuba during the Cuban Missile Crisis in October 1962. F-8s also logged these missions as well as strike and combat air patrol flights throughout the Vietnam War, with Crusader pilots credited with the downing of eighteen enemy MiGs in aerial combat.

P2V Neptune "Truculent Turtle"

Above the F-8 Crusader is the P2V Neptune dubbed the "Truculent Turtle." It was a long range maritime patrol aircraft developed during World War II and operated by Navy patrol squadrons across the world throughout the Cold War and Vietnam. Its first milestone came at a modified P2V-5, now on display in the Museum, made a record-breaking endurance flight in September 1946. The Turtle flew non-stop without refueling from Perth, Australia, to Columbus, Ohio, a distance of 11,235 miles, in 95 hours and 17 minutes, a record it held until 1962.

By September 1946 the aircraft was positioned for the flight non-stop flight between Perth, Australia, and Washington, D.C. Its crew, consisting of four seasoned wartime patrol plane pilots and a baby kangaroo, was loaded with as much fuel as the aircraft could possibly carry. Encountering winds and heavy weather over the Pacific Ocean and rain, sleet, and snow over the Rocky Mountains, the Truculent Turtle consumed more fuel than anticipated and had to make a landing at Naval Air Station (NAS) Columbus, Ohio.

Averaging over 200 mph during the flight, the aircraft traveled 11,235 miles in a time of 95 hours and 17 minutes without refueling. It took a jet-powered B-52H Stratofortress to break this record, which stood until 1962. The distance record for a reciprocating engine aircraft stood 40 years until broken by Burt Rutan's Voyager, which completed a non-stop circumnavigation of the globe in 1986.

Layout by [Susan](#)

Stars

Whether used as the focal point or embellishment on a page, stars are no doubt very versatile elements. You can use them as background to add that extra pizzazz.



Page by [Angela](#)



Whatever photo you are featuring, adding some stars

wherever you want can be an easy way to embellish your project. You can use these star confetti picture tubes and put them anywhere you want, just by dragging your cursor on your project.

Simply [click HERE](#) to get this picture tubes.

Date Created

April 1, 2019

Author

myclone