



Find that font

Description

Wherever you look, whether it is on the internet, in print media or any digital media, text is ever present. Fonts used are always more interesting than the previous ones. Although some fonts are pretty standard and easy to recognize, sometimes, our eyes will catch a font that is more unique and distinctive. Sometimes, we want to know what font it is as we might just like to use it in our own projects. But, how can we find that font? Luckily, there are some tools to help.

Where to start

Whenever you want to identify a specific font, the tool you will use might ask you to upload a sample of font you want to identify. If that is the case, make sure you follow these guides:

- use the highest quality image you can get (high contrast and clear)
- use the largest image you can get
- use an image of the most number of different characters you can
- in some cases, you might be able to use cursive letters, but in other cases, you might need to edit the sample text you have to separate the letters from one another

Once you have a jpg version of your sample, it is time to pick your tool.


Let's give those tools a try with this font (I already separated the letters):

Julia Ruth

MyFonts

MyFonts is a repository of many interesting fonts. Although you can find free fonts, many are paid for. MyFonts has a tool called [WhatTheFont!](#) This tool allows you to upload an image of a font, and it helps you identify what fonts would more closely match what you provided.

Each letter will be "read" by the tool and it might associate a character it thinks it is. However, the boxes are often blank in my experience, so you just need to tell it, what are the individual characters for each "segment" it identifies.



Once that step is done, it will generate a number of possible matches. Here is the "most closely matches" I got:

Your WhatTheFont results:

P22 Albemarle Alternate

from

Julia Ruth

Byron RR Medium Regular

from Byron

Julia Ruth

Coffee Service

from Coffee Service

Julia Ruth

As you can see, the matches are far from perfect. In fact, I am not too impressed with those results.

However, this illustrates one limitation of this tool: it will only look for fonts in their own repository, so if that font comes from a different source and is not available in MyFonts, it obviously didn't find it.

What font is

[WhatFontls](#) works in a similar way as [WhatTheFont](#), as it will ask for a sample, and you have to match the character to each segment it identifies. However, unlike the previous tool, it will offer results of fonts available from various sources, even some that are not from there site. Here is the result I got for my sample:

1. **Handsome Pro Rough**

Commercial (MyFonts.com)

Download



2. **Bronx LET Plain**

Commercial (MyFonts.com)

Download



It is interesting to note that using the same sample as before, the first two matches are different from the previous tool (even though the suggested fonts are from MyFonts.com!).

Again, not the best match, in my opinion.

Font Matcherator

Again, [Font Matcherator](#), will ask you to upload an image of the font you are looking to identify and work much the same way as the previous tools. The results I got with this tool are as follow:

Fonts that match your image

Julia Ruth

OpenType features found **Stylistic Set 2** **Initial Forms** **Stylistic Set 6** **Contextual Alternates** **Stylistic Set 17**
Stylistic Set 1

Melany Lane Aa Bb Cc Dd Ee Ff Gg Hh Ii

Melany Lane Yellow Design Studio

5 Styles from \$30.00 (1 FREE) ♥

Julia Ruth

OpenType features found **Stylistic Set 1** **Terminal Forms** **Stylistic Set 6** **Stylistic Set 2** **Stylistic Set 4**
Stylistic Set 16

Beloved Aa Bb Cc Dd Ee Ff Gg Hh Ii Jj Kk

Beloved Laura Worthington

5 Styles from \$19.00 ♥



Julia Ruth

Again, the results differ from what I am getting with the other tools. Interesting. I still didn't find the perfect match though.

Font identifier

The Font Identifier is the exact same tool as the Font Matcherator, but in a different site. It is simply a different distributor of the same tool. This one is through Font Squirrel. But surprisingly, it still yields a different result, even with the exact same sample font.

Fonts that match your image:

Share:  

Julia Ruth

Origins Regular Laura Worthington

Fontspring - \$39.00*

Julia Ruth

Parfumerie Script Text Typesenses

Fontspring - \$29.90*

Julia Ruth

Tommi Handwriting Regular SoftMaker

Fontspring - \$14.99*

Julia Ruth

Magesta Script Bold Regular Yellow Design Studio

Fontspring - \$10.00*

Julia Ruth

Veloute Regular Wilton Foundry

Fontspring - \$29.00*

Font Edge (no longer available)

Font Edge is another tool that lets you upload a sample image of the font, and while you associate with character goes with each segment, it will find the best matches. I found that this tool is a bit pickier about the size of each character. My lowercase characters were a bit small, and it told me so. Yet, it was able to continue and yield some results:



Identifont

This is a totally different type of tool. [Identifont](#) won't be able to recognize the font from a sample, but from a series of questions you have to answer, about various features of different characters. This might be a great tool but it didn't seem to work for script fonts.

What about non-script fonts?

I also tried the same tools with this small sample text:

MRS.

I tried the same tools as mentioned above, and actually found two options for this. One was found through **WhatFontls**:

8. Upper-EastSide Regular

MRs

And one found through **Identifonts**. I was a bit surprised that with only three letters in my sample, several questions pertained to the uppercase M and R, so I got a hit:

Parisian (BT)

ABCDEFGHIJKLM
NOPQRSTUVWXYZ
ZÀÁÂÉËÏ abcdefghijklm
nopqrstuvwxyz à á â é ê ï & 1 2
3 4 5 6 7 8 9 0 (\$ £ € . , ! ?)

54

And although the font names are different, they are obviously close enough to be used interchangeably. And best of all, I have one free option (the first one).

Conclusion

Although there are various tools available to identify fonts, none of them is 100% accurate. If you are trying to find where that special text is coming from, you might need to use more than one tool to do so. And in the end, you might still not find the exact match. However, unless you absolutely NEED to find the exact font, you might end up with great suggestions that will still be suitable for your particular project.

Do you know of other font identifier tool? Post about them in the comments below and I will add them to the list

Date Created

October 17, 2016

Author
myclone