



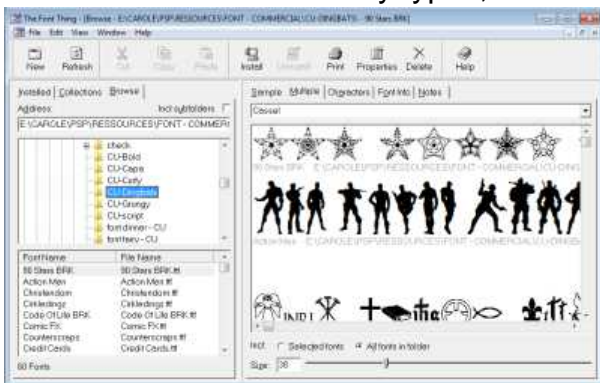
5 Free Font Viewers

Description

Anyone using a graphic program is probably also interested in finding, collecting, and using fonts. Although some programs might require the user to install fonts in order to have them accessible, PaintShop Pro will be able to use fonts that are NOT installed, provided that they are displayed in particular font viewers. In Windows XP, you only had to double-click on a font to open it and it was enough for PSP to use it. However, with Windows 7, this Windows feature has been lost so you have to rely on font viewers to get the same capabilities.

Being able to use fonts without installing them can be a big advantage since you probably don't need all those fonts available in all your programs (nobody really needs the animal silhouettes in a Word document!) since it would mean scrolling over and over to find the font you want.

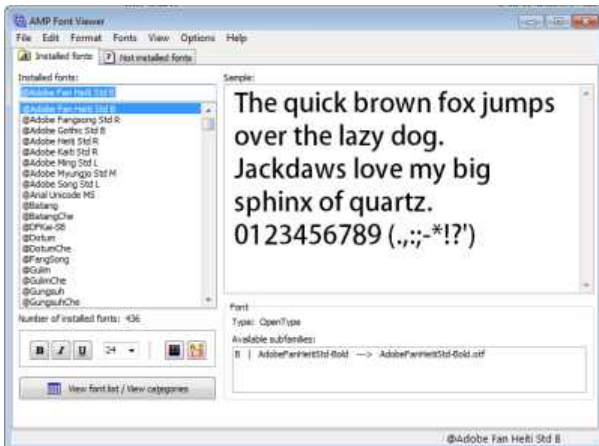
Font viewers come in many types, and each one has its own pros and cons, among the features you can find on the net.



1- [TheFontThing](#)

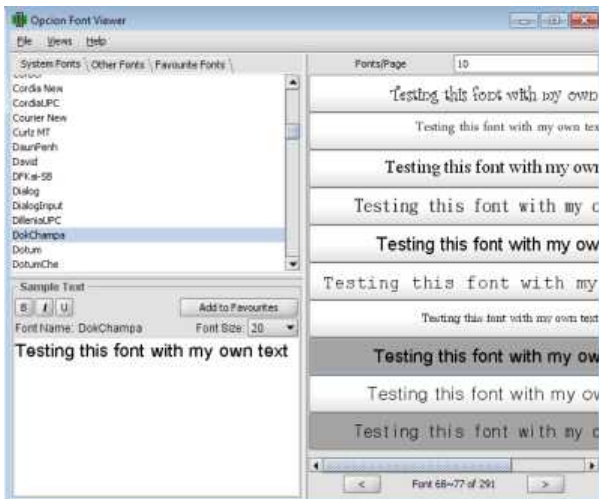
TFT has been used for a long time and it is what i have been using for years. It allows you to view fonts that are installed and not installed. Depending on the size of the previews, you can display up to 10 fonts or more at the same time. You can rearrange fonts, and group them in a collection if you areoften needing similar fonts for your projects. Fonts that are displayed in the viewer will be available inPSP. You can also use your own text to see how it will look like in your project.

If the link above does not work, you can download TheFontThing [here](#) too.



2- [AMP Viewer](#)

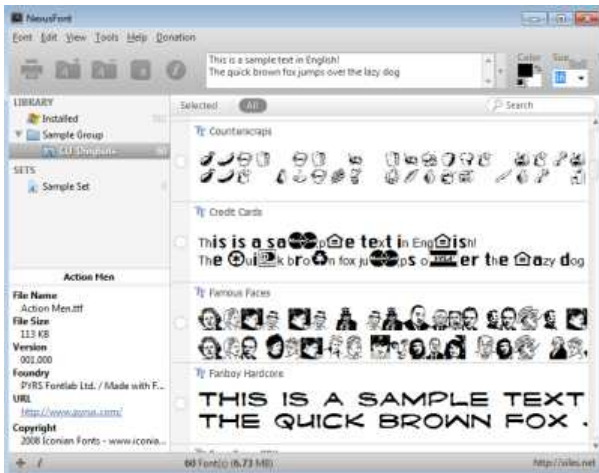
From what I tried, you can only view one font at a time. Although it can display installed and uninstalled fonts, PSP will only be able to use that one font that will be displayed at the time, which is too bad, because you might actually want to use more than one font, or at least try out more than one. It offers a large window to display your own sample text.



3- [Opcion](#)

Opcion will display many fonts depending on the size you want them shown. It can display installed and not installed fonts, and you can type in the text you want to see to determine the look. However, the fonts displayed with this program will not show in PaintShop pro.

One thing I found was that it was not “easy” to navigate to the non-installed fonts; it looks like the selecting of the folder was “hit or miss”.



4- Nexus Font

This program is quite powerful too. It lets you view several fonts at the same time, whether they are installed or not. You can choose a sample text to display, and the fonts are made available in PSP when they are shown. Navigating to find the fonts not installed didn't seem very intuitive though and I almost gave up!



5- Font Runner

Just like most programs above, it can display several fonts at once, which will help choose the one you want to use. It can display fonts that are not installed and you can also choose the sample text you want. The main issue with this program is that the fonts displayed are not made available inside PSP. That is too bad!

All in all, those 5 programs can do the work but it also depends on what you need. If you need a utility program to help you see fonts from your computer and determine how a sample text will look, they will all perform equally. However, if you want to use those fonts in your PSP, TheFontThing and Nexus fonts will probably be your best options.

Do you know of other free font managers/viewers that would allow you to use those uninstalled fonts in PaintShop Pro? Please, post them below, in the comment with a link and your evaluation of those programs.

Date Created

November 13, 2014

Author

myclone